

## Health Minister Dr C. Vijaya Baskar Inaugurates The First-Of-Its-Kind 'BONDS' Centre At SIMS Hospital, Vadapalani

Like

Health Minister Dr C. Vijaya Baskar Inaugurates the First-of-its-kind 'BONDS' Centre at SIMS Hospital, Vadapalani

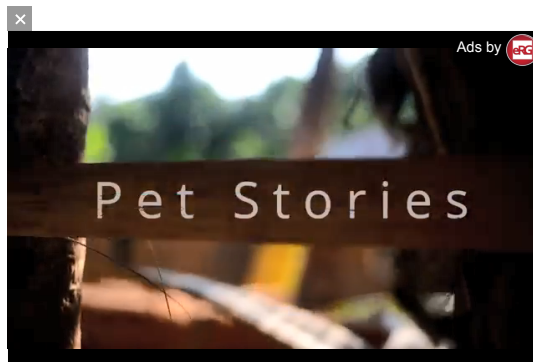


Photo Credit :

**29** October, 2020  
by ANI

Print this article

Font size 16



recommended by mgid



**SRM M-TECH COURSE**

**M.Tech In Big Data Analytics Without Quitting Your Job**

LEARN MORE

**Chennai** (Tamil Nadu) [India], Oct 29 (ANI/NewsVoor): SIMS Hospital (SRM Institutes for Medical Science) one of the leading quaternary care super specialty hospital in **Chennai**, announced today, the launch of BONDS, (BOTulinum ToxiN in Dystonia and Spasticity), a first of its kind centre in **Chennai** with focused approach to the treatment of movement disorders like Dystonia and Spasticity (also for Stroke Rehabilitation) using Botulinum Toxin injection at its Vadapalani facility in **Chennai**.

Inaugurated by Dr. C Vijaya Baskar- Minister for Health and Family Welfare, Govt. of Tamil Nadu, in the presence of Ravi Pachamuthu - SRM Group, and other dignitaries, the Center of excellence prides of a state-of-the-art facility, complete with a vibrant and skilled team of doctors to handle neurological emergencies in addition to serving chronic patients.

The Center is well equipped to offer wide spectrum of services to treat patients affected by various movement disorders including stroke, dystonia, spasticity and neuromuscular ailments.

"SIMS has always been a proponent of evidence based clinical innovations. 'BONDS' Clinic marks yet another milestone in this journey and I congratulate Dr Meenakshisundaram and his team for setting-up this center of excellence, which I am sure, will bring in a significant relief to the people with movement disorders," said Ravi Pachamoothoo, Chairman, SRM Group, while expressing his delight about the launch.

"With such finest clinical talents and resources available in-house, who are always ready to adopt and embrace the latest and highly advanced medical practices, both, effectively and efficiently, we at SIMS will continue to deliver high rates of successful clinical treatments for our patients," he added.

An equally elated, Dr U. Meenakshisundaram, the Director of the Neurology Department at SIMS Hospital, who is also the present Secretary of the Movement Disorders Society of India and an Executive Committee member of the Indian Academy of Neurology, said, "Clinical research findings have revealed that over last few years the use of Botulinum toxin has shown great results in the treatment of movement disorders and when combined with a proper physiotherapy regimen,

Recently Published



ED T  
Jacq  
Acc  
Suk  
Lau



Category Jumptist

BW TV



Chie  
Cha  
Sett  
Mar  
Rav  
re



: Inc  
Loo  
tren  
and  
sha  
of fi  
re

people with these conditions recover faster and return to a near-normal life much quickly. Also, administering Botulinum Toxin Injection is a skilled procedure and is done by skilled set of experienced practitioners, complete with progressive monitoring on the patient's improvement."

"The treatment is done as an outpatient procedure and spans between 3 to 6 months duration with minimal side effects caused due to the weakening of muscles, which are mostly reversible depending on the patient's medical condition and their response to the treatment," Dr Meenakshisundaram added.

A case reference of a successful treatment

An Indian student in his 20s developed spastic weakness in his left hand and leg due to an infarct in the brain resulting from sudden pulmonary thromboembolism during a skiing accident in South Korea. He was initially treated at a hospital in Japan; after which he was referred to SIMS Hospital for further management of his spasticity. He was evaluated and injected with Botulinum toxin and two weeks later, he had significant relief from the spasticity, thus substantially reducing his disability.

Botulinum toxin is like the "villain who turned hero". It is produced by the bacteria Clostridium Botulinum. Ingestion of this toxin can lead to the deadly disease called botulism. It basically paralyses muscles (and some secretory activity). Science has made use of this feature and has brought in the concept of "controlled paralysis", wherein only the abnormally excessive unwanted activity is reduced while retaining and supporting meaningful muscle activity.

Although there are many types of toxins produced, only types A and B are used in medical practice (In India, we have only type A available as of now). Neurons or nerve cells communicate with one other and with muscle and other organs through chemicals called neurotransmitters. Botulinum toxin primarily acts by blocking the release of the neurotransmitter acetylcholine.

By this way, it helps in relieving unwanted, excessive muscle contraction. In this way, it has been applied to a wide variety of conditions including for cosmetic purposes. In neurology, it is primarily used in dystonias and spasticity apart from conditions such as chronic migraine, hyperhidrosis (increased sweating) and sialorrhea (increased drooling of saliva). Dystonias are a group of disorders which cause abnormal posturing or movements of a body part(s) because some muscle groups go into abnormal, asynchronous contraction. They cause significant disability and discomfort to the sufferers and are in general not very responsive to treatment with oral medications. A common type is the task-specific dystonia where it occurs only with specific tasks such as writing (writer's cramps), playing musical instruments (such as Piano, Guitar, Mridangam etc.) playing golf or billiards, or counting currency notes.

Spasticity is abnormal stiffness that happens in diseases of the brain and/or spinal cord. The stiffness can be pronounced and can cause considerable difficulty in activities of daily living. It can happen in children due to cerebral palsy and other disorders. A common setting is post-stroke spasticity wherein the paralysed limb(s) become stiff over time and cause impediments to further recovery.

SIMS Hospital (SRM Institutes for Medical Science) is one of the leading quaternary care super speciality hospital in [Chennai](#). This 345-bed hospital offers comprehensive healthcare experience across a wide range of specialties, including multi-organ transplant services. The hospital houses 15 modular OTs, 3 state-of-the-art Cath labs (including 1 Bi-plane Cath lab), advanced ICUs with Hepa filters and innovative medical technologies, all under one roof.

With the finest combination of experience, expertise, cutting-edge technology and well-coordinated multi-speciality Quaternary care facilities and patient-centric team-work, SIMS Hospital [Chennai](#) is committed to deliver services of international standards.

SIMS Hospital offers holistic health care that includes prevention, prophylactic treatment and care, rehabilitation and lifestyle health education and guidance to patients, their families and clients. At SIMS, every step is aimed at ensuring excellence in patient care.

This story is provided by NewsVoir. ANI will not be responsible in any way for the content of this article. (ANI/NewsVoir)

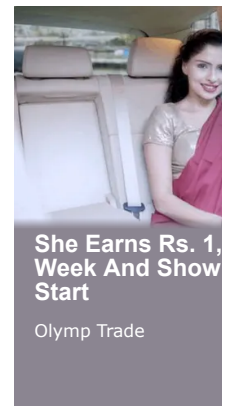
Disclaimer: *The views expressed in the article above are those of the authors' and do not necessarily represent or reflect the views of this publishing house. Unless otherwise noted, the author is writing in his/her personal capacity. They are not intended and should not be thought to represent official ideas, attitudes, or policies of any agency or institution.*



AI a  
ena  
Driv  
deci  
re

Also F

#### YOU MAY LIKE



**She Earns Rs. 1, Week And Show Start**

Olymp Trade



**M.Tech In B Without Qui**

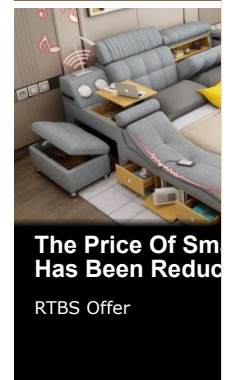
SRM M-Tech Co

Category Jumlpt



**यदि आप इस तरह हैं, तो सावधान रहें!**

Detoyic



**The Price Of Sm Has Been Reduc**

RTBS Offer